

# 217aw-20 Foot Cover (Colorwork)



## Suggested yarn:

- Pierrot Yarns Friends [65% wool, 35% acrylic; 186 yds/170m per 1.41 oz./40g skein];
  - color #01 White, 1 skein [15g]
  - color #02 Lemon Yellow, 1 skein [20g]
  - color #03 Rose Pink, 1 skein [25g]

## Tools/Notions:

- 2.3mm (approx. US B) and 2.5mm (approx. US B or C) crochet hooks or sizes necessary to achieve gauge

## Finished measurements:

- foot length 23cm/9.06"

## Gauge (10cm/4" square):

- double crochet (US): 30 sts and 13.5 rows
- pattern stitch: 30 sts and 20 rows

*Gauge may vary according to individual crochet style. Change hook size if necessary to achieve gauge. Alternatively, rework pattern with your own gauge measurements.*

## Summary

✳️**Note:** Like all Japanese patterns, stitch counts given here for foundation chains do *not* include any chain sts needed for turning posts.

**Toe:** ch10 to begin. Work dc in the round, increasing as indicated.

**Instep & sole:** Continuing from toe, work pattern stitch in the round.

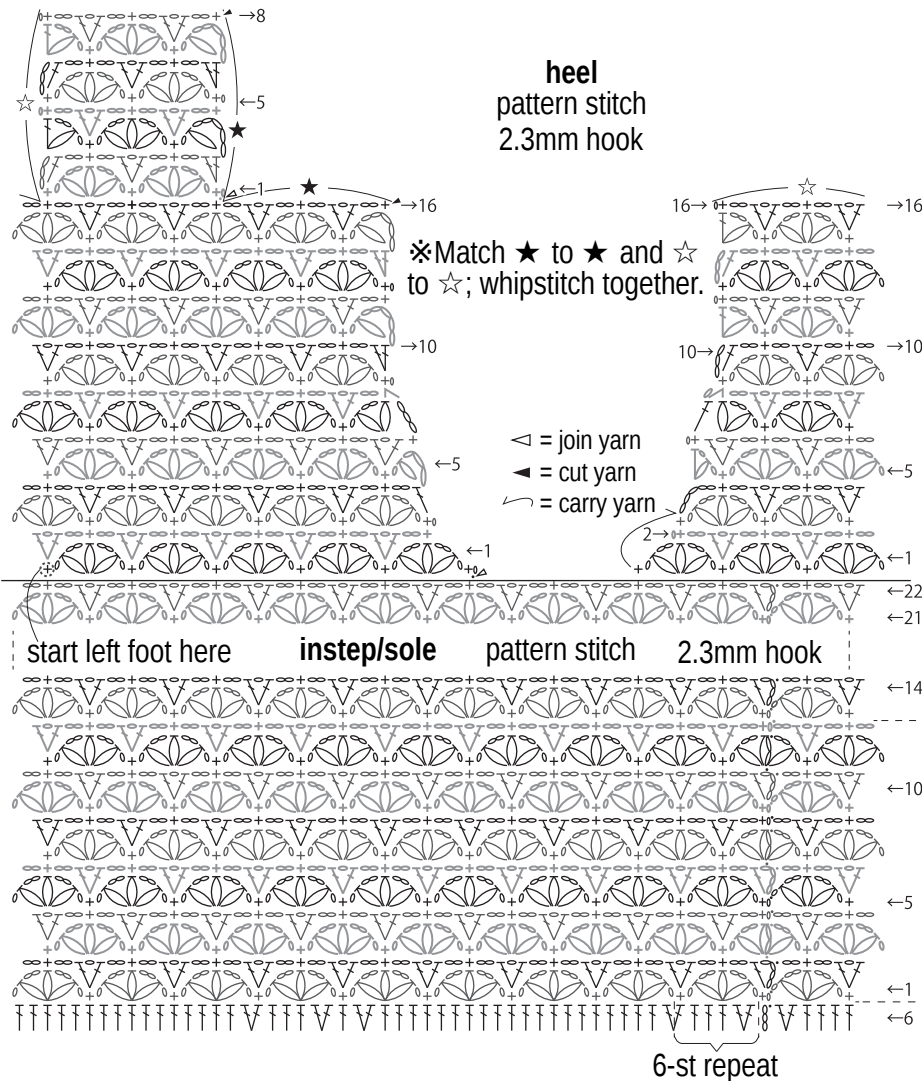
**Heel:** Working into instep/sole stitches, work heel in pattern stitch back and forth in rows.

**Finishing:** Seam heel sections marked with ★ and ☆ in schematics using whipstitch. (Seam ★ to ★ and ☆ to ☆.) Work edging around cuff of each slipper.

## Abbreviations:

ch = chain      dc = double crochet (US)

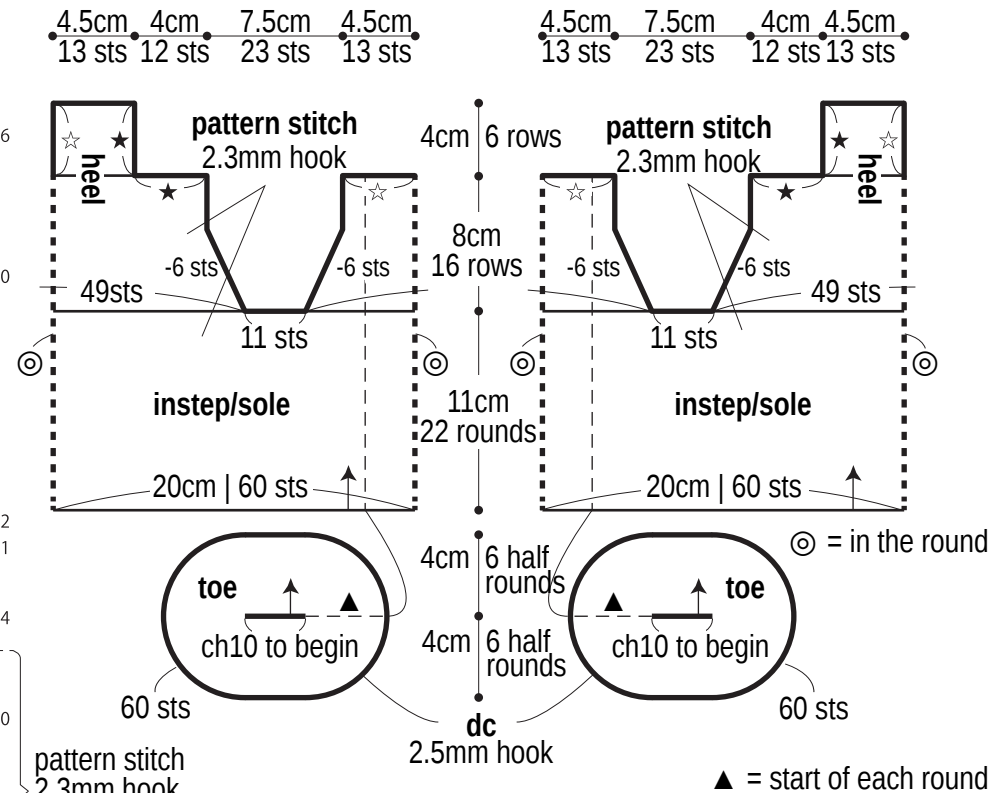
## Right foot



※See next page for toe chart. Work toe in rose pink.

— = color #01 white  
— = color #02 lemon yellow  
— = color #03 rose pink

## Right foot



Use QR code on smartphone to view a video tutorial on how to change colors for horizontal stripes in crochet.

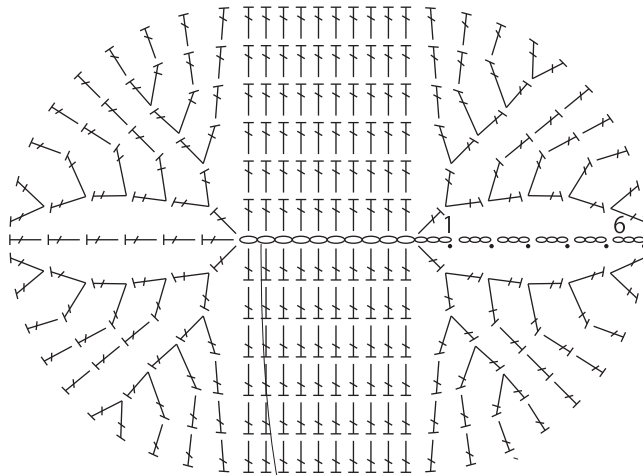


※To view on computer, search on the Pierrot Yarns website or YouTube channel instead.

検索

## Toe

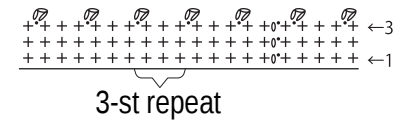
2.5mm hook, color #03 rose pink



ch10 to begin

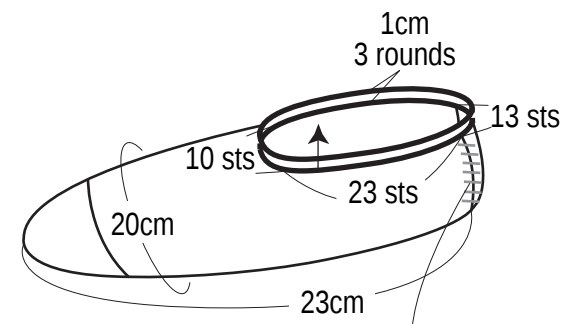
## Edging

2.5mm hook, color #03 rose pink



## Finishing

edging: 2.5mm hook



Whipstitch with color #03 rose pink.